

**Manchester City Council
Report for Resolution**

Report to: Economy Scrutiny Committee – 28 February 2018
Subject: Overview Report
Report of: Governance and Scrutiny Support Unit

Summary

This report provides the following information:

- Recommendations Monitor
- Key Decisions
- Work Programme
- Items for Information

Recommendation

The Committee is invited to discuss the information provided and agree any changes to the work programme that are necessary.

Wards Affected: All

Contact Officers:

Name: Mike Williamson
Position: Team Leader- Scrutiny Support
Telephone: 0161 234 3071
Email: m.williamson@manchester.gov.uk

Background documents (available for public inspection):

The following documents disclose important facts on which the report is based and have been relied upon in preparing the report. Copies of the background documents are available up to 4 years after the date of the meeting. If you would like a copy please contact one of the contact officers above.

None

1. Monitoring Previous Recommendations

This section of the report contains recommendations made by the Committee and responses to them indicating whether the recommendation will be implemented, and if it will be, how this will be done.

Items highlighted in grey have been actioned and will be removed from future reports.

Date	Item	Recommendation	Response	Contact Officer
6 Sept 2017	ESC/17/34 Overview of Greater Manchester Arrangements	To request that Officers provide information to Members on the assistant portfolio holder positions when this becomes available.	A response to this recommendation has been requested and information will be circulated once available	Richard Elliott – Head of Policy, Partnership and Research
11 October 2017	ESC/17/42 Business Recovery plan following the Manchester Arena attack	To request that the Leader continues to lobby government through the appropriate channels for financial support for businesses affected by the attack	A response to this recommendation has been requested and will be provided at an appropriate time	Councillor Leese
8 Nov 2017	ESC/17/46 Housing Affordability Plan	To request more information on who will qualify for the different types of affordable housing products that will be offered and what criteria will people be assessed against	A response to this recommendation has been requested and will be provided at an appropriate time	Paul Beardmore Director of Housing

6 Dec 2017	ESC/17/54 LTE Group performance update and Manchester College estates programme update	To request that the Executive Member with responsibility for Skills continues to hold open dialogue with the Combined Authority in relation to the LTE Group estates strategy proposal	A response to this recommendation has been requested and will be provided at an appropriate time	Councillor Stogia
6 Dec 2017	ESC/17/56 Manchester Adult Education Service (MAES)	To request the Executive Member lobbies the Department for Work and Pensions to share information at a local level with MAES to avoid the duplication of provision and to enable a targeted approach	A response to this recommendation has been requested and will be provided at an appropriate time	Councillor Stogia
3 Jan 2018	ESC/18/03 Apprenticeships in Manchester	To request that Officers investigate the reasons for the success in the number of its apprenticeship starts in Wigan and inform Members accordingly	A response to this recommendation has been requested and will be provided at an appropriate time	Angela Harrington Head of Work and Skills
3 Jan 2018	ESC/18/04 The Eastland Regeneration Framework	To request that the Strategic Director (Development) provides the Committee with an outline of the next steps that are required in progressing the Framework	A response to this recommendation has been requested and will be provided at an appropriate time	Eddie Smith Strategic Director (Development)

2. Key Decisions

The Council is required to publish details of key decisions that will be taken at least 28 days before the decision is due to be taken. Details of key decisions that are due to be taken are published on a monthly basis in the Register of Key Decisions.

A key decision, as defined in the Council's Constitution is an executive decision, which is likely:

- To result in the Council incurring expenditure which is, or the making of savings which are, significant having regard to the Council's budget for the service or function to which the decision relates, or
- To be significant in terms of its effects on communities living or working in an area comprising two or more wards in the area of the city.

The Council Constitution defines 'significant' as being expenditure or savings (including the loss of income or capital receipts) in excess of £500k, providing that is not more than 10% of the gross operating expenditure for any budget heading in the in the Council's Revenue Budget Book, and subject to other defined exceptions.

An extract of the most recent Register of Key Decisions, published on **19 February 2018**, containing details of the decisions under the Committee's remit is included below. This is to keep members informed of what decisions are being taken and, where appropriate, include in the work programme of the Committee.

Directorate - Corporate Services

Decision title	What is the decision?	Decision maker	Planned date of decision	Documents to be considered	Contact officer details
Strategic Land Acquisition Ref: 15/003	The approval of capital expenditure.	City Treasurer	January 2018 or later	Gateway 5 (procurement document)	Sean McGonigle Tel: 0161 234 4821 s.mcgonigle@manchester.gov.uk

Decision title	What is the decision?	Decision maker	Planned date of decision	Documents to be considered	Contact officer details
Collyhurst Regeneration Ref: 15/005	The approval of capital expenditure.	City Treasurer	January 2017 or later	Gateway 5 (procurement document)	Sean McGonigle Tel: 0161 234 4821 s.mcgonigle@manchester.gov.uk
Factory Project Ref: 15/012	The approval of capital expenditure.	City Treasurer	January 2018 or later	Gateway 5 (procurement document)	Dave Carty 0161 219 6501 d.carty@manchester.gov.uk
Brownfield Land Register Update Ref: 2017/10/17A	To publish Manchester's Brownfield Land Register by 31 st December 2017	Executive	January 2018 or later	Report and Recommendations	Richard Elliott Head of Policy, Partnerships and Research 0161 219 6496 r.elliott@manchester.gov.uk
Acquisition of New Build Properties at Booth Hall, Charlestown Ref: 2017/11/01B	The acquisition of up to 20 new build housing units from Taylor Wimpey	Strategic Director (Development)	January 2018 or later	Report and recommendation	Nick Mason Development Surveyor 0161 234 1309 n.mason@manchester.gov.uk

Directorate – Chief Executives

Decision title	What is the decision?	Decision maker	Planned date of decision	Documents to be considered	Contact officer details
<p>Factory/St. John's Ref: 2017/12/13A</p>	<p>Approval of the approach to delivery of Factory/St John's including all commercial and property transactions, contractual, delivery and operational arrangements together with capital funding arrangements and all ancillary agreements</p>	<p>Chief Executive</p>	<p>January 2018</p>	<p>Will include legal agreements relating to the delivery of both Factory and St. John's developments including property transactions, delivery and operational arrangements, the Management and Works contracts and all associated ancillary agreements</p>	<p>Dave Carty Development Manager 0161 234 5908 d.carty@manchester.gov.uk</p>

Directorate - Growth and Neighbourhoods

Decision title	What is the decision?	Decision maker	Planned date of decision	Documents to be considered	Contact officer details
Land at Princess Parkway, Moss Side Ref: 2016/05/24B	Disposal of Land for Redevelopment.	Strategic Director (Development)	January 2018 or later	Heads of Terms	Laura Green Growth and Neighbourhoods 0161 234 1258 l.green3@manchester.gov.uk
Disposal of Land at Little Peter Street Ref: 2017/04/03/A	Disposal of existing car park on a long leasehold basis for development purposes.	Chief Executive	January 2018 or later	Heads of Terms for the transaction	Laura Green 0161 234 1258 l.green3@manchester.gov.uk
Ben Street Project – Land at Ilk & Alpine Street, Clayton Ref: 2018/02/07B	Disposal of Land for residential development	Strategic Director (Development)	April 2017	Note detailing the proposed disposal	Louise Hargan

Directorate - Strategic Development

Decision title	What is the decision?	Decision maker	Planned date of decision	Documents to be considered	Contact officer details
One Central Park Ref: 2017/07/18A	Capital expenditure approval for the cost of works to improve the facility and develop the City Council's Digital Asset Base.	City Treasurer	January 2018 or later	Reports to the Executive and Full Council dated 28 June 2017 (The Development of the City Council's Digital Asset Base)	Ken Richards 0161 234 1295 k.richards@manchester.gov.uk
Homelessness Property Acquisitions	To purchase approximately 15 properties on the open market in North and East Manchester to provide temporary accommodation and support services to families who present homeless in Manchester.	The Executive	January 2018 or later	Report to Executive	Paul Beardmore Director of Housing & Residential Growth 0161 234 4881 p.beardmore@manchester.gov.uk

<p>Plot 4 Angel Meadows Ref: 207/10/16A</p>	<p>The disposal of Manchester City Council's land interest to Co-op/ Far East Consortium International Limited by way of a 250 year lease at a consideration in the region of £2m</p>	<p>Strategic Director (Development)</p>	<p>January 2018 or later</p>	<p>Information on request</p>	<p>Nick Mason Senior Development Surveyor n.mason@manchester.gov.uk 0161 234 1309</p>
<p>Lease of Space at Universal Square, Devonshire Street North, Manchester, M12 6JH Ref: 2017/10/24A</p>	<p>MCC to take a 5 year lease with a 5 year lease renewal option at Universal Square and 1 year rent free period. The rent is £102,250 per annum with a service charge of £4.50 per sq ft.</p>	<p>Strategic Director (Development)</p>	<p>January 2018 or later</p>	<p>The terms are of a commercial nature given third party interest and should remain confidential. The Strategic Director/ Head of Estates have visibility on the proposal.</p>	<p>Marcus Shaw Estates Surveyor 0161 234 3104 m.shaw1@manchester.gov.uk</p>
<p>Project Quantum Ref:2018/01/31B</p>	<p>To approve a new overriding lease of investment assets at Manchester Airport</p>	<p>Strategic Director (Development)</p>	<p>March 2018</p>	<p>Briefing Note</p>	<p>Mike Robertson Senior Development Surveyor (South) 0161 234 1260 07747 488286 m.robertson@manchester.gov.uk</p>

<p>Affordable Housing units at Booth Hall Ref: 2018/02/1B</p>	<p>The disposal of 20 housing units for shared ownership</p>	<p>Strategic Director (Development)</p>	<p>March 2018</p>	<p>Briefing note</p>	<p>Nick Mason Tel 0161234-1309 n.mason@manchester.gov.uk</p>
<p>Leasehold Land Disposal – 401 Mauldeth Road West Ref: 2018/02/19B</p>	<p>To agree the disposal of land by way of 125 year lease.</p>	<p>Chief Executive</p>	<p>April 2018</p>	<p>Briefing Note and Heads of Terms</p>	<p>Richard Cohen Senior Development Surveyor 0161 234 3019 r.cohen@manchester.gov.uk</p>
<p>The Northern Gateway – Driving Forward Residential Growth 2018/02/1C</p>	<p>A progress update on delivery of the Northern Gateway development – seeking endorsement of the draft vision and objectives of a new Strategic Regeneration Framework, and providing an update of activity being undertaken in conjunction with the Council’s appointed Joint Venture Partner in establishing underpinning Business Plans for initial phases of activity in the areas of New Cross, Lower Irk Valley and Collyhurst.</p>	<p>Executive</p>	<p>7th March 2018</p>	<p>To be advised</p>	<p>Ian Slater Head of Residential Growth 0161 234 4582 i.slater@manchester.gov.uk</p>

3. Economy Scrutiny Committee Work Programme – February 2018

Wednesday 28 February 2018, 2.00 pm (Report deadline Monday 19 February 2018)				
Theme – Digital growth and the future of the City’s labour markets				
Item	Purpose	Lead Executive Member	Strategic Director/ Lead Officer	Comments
Digital innovation and disruption, the Internet of Things and the potential impact on Manchester's economy and labour market	<p>Themed meeting, which will consider the following areas:-</p> <ul style="list-style-type: none"> • An overview on the importance of the digital sector to the economy - why it's a priority from both an economic perspective and a service delivery one. • Key challenges around infrastructure, skills and digital services • The Greater Manchester dimension and perspectives from the industry • An overview of Cityverve • The development of a Digital Strategy 	Councillor Leese Councillor Priest	Eddie Smith Richard Elliott	A variety of external guests and partner agencies will be invited to contribute to the Committees discussions
Overview Report			Mike Williamson	

Wednesday 23 May 2018, 2.00pm (Report deadline Monday 14 May 2018)				
Theme – Overview and key issues and Annual Work Programming Session				
Item	Purpose	Lead Executive Member	Strategic Director/ Lead Officer	Comments
Overview and key issues	Report and presentation on the upcoming issues and challenges within the Committee's remit, to include the opportunities and challenges of devolution and issues of interest at a Greater Manchester and city level.	Councillor Leese Councillor B Priest Councillor Stogia	Joanne Roney Eddie Smith	
Annual Work Programming Session	Annual work programming session where members determine the work programme for the forthcoming year. To follow a presentation from the Leader/Deputy Leader and Director/Lead Officers on upcoming issues and challenges within the Committee's remit.	Councillor Leese Councillor B Priest	Eddie Smith/ Angela Harrington	This part of the meeting will be closed to the public

Items to be Scheduled				
Theme – Strategic Regeneration				
Item	Purpose	Lead Executive Member	Lead Officer	Comments
Impact of future housing developments on the Economy	To receive a report on the impact of housing on the economy, with specific reference housing ownership, the housing rental market and pressures on house prices.	Councillor Leese	Eddie Smith Paul Beardmore	See July 2017 minutes
The Manchester Local Plan	To receive a report in relation to the proposed consultation on the first draft of the Local Plan	Councillor Leese		
District Centres	To receive a report on the work of the District Centres Sub-Group and Institute of Place Management	Councillor B Priest	Eddie Smith Cllr Shilton Godwin	Invite Professor Cathy Parker, Institute of Place Management.
Strategic Regeneration Framework for Manchester Piccadilly	To receive a report on the refreshed SRF for Manchester Piccadilly to reflect the update masterplanning work carried out as part of the GM Growth Strategy	Councillor Leese	Eddie Smith	See October 2017 minutes

Outcome of the consultation with stakeholders in relation to the proposed Housing Affordability Zones	To receive a report on the outcome of the consultation with stakeholders on the four proposed Housing Affordability Zones	Councillor B Priest	Eddie Smith Paul Beardmore	See November 2017 minutes
Theme – Transport and Connectivity				
Item	Purpose	Lead Executive Member	Lead Officer	Comments
Bus Services Act 2017	To receive a report on the impact on the Bus Services Act 2017 – what the implications/opportunities are for Manchester and its economy	Councillor Leese	Eddie Smith TfGM	This item will be dependent on where the Bill/Act is up to in Parliament
Economic Impact of City Centre Transport Investment	To receive an update on the economic impact of recent transport investments within the City Centre once more data is available and scheme have been embedded. This will also include information on journeys made across the city centre for the purposes of commuting for employment	Councillor Leese	Eddie Smith Kim Dorrington Richard Elliott	See October 2017 minutes

Theme – Incorporating Inclusive Growth into Council Services/strategies				
Item	Purpose	Lead Executive Member	Lead Officer	Comments
Industrial Strategy update	To receive an update on the progress with implementing a local Industrial Strategy for Greater Manchester	Councillor Leese	Eddie Smith Richard Elliott	Invite John Holden - GMCA
Working Well programme	To receive a further report on the Working Well programme which will include more information on:- <ul style="list-style-type: none"> • work that was being done with employers • The supply of work opportunities for service users • The views of service users as to how well the service performed 	Councillor Stogia	Angela Harrington	See July 2017 minutes
Theme - Skills development for Manchester residents aged 16 and over.				
Item	Purpose	Lead Executive Member	Lead Officer	Comments
Employment Contracts and Labour Market Flexibility	To receive a report on changes in employment contracts and labour market flexibility and the implications for workers in Manchester.	Councillor Priest	Angela Harrington	See February 2016 minutes

Greater Manchester Skills Strategy	To receive a report on how the Council is planning to ensure its residents have the necessary skills for future employment.	Councillor Stogia	Angela Harrington	See October 23017 minutes
Hospitality and Tourism skills gap	To receive report on the issue around skills challenges within the hospitality and tourism sector	Councillor Stogia	Angela Harrington	See November 2017 minutes
LTE Group – Outcome of the response to the Ofsted inspection and the progress made with the College’s estates strategy	To receive a further report that details the outcome of LTE Groups response to its 2017 Ofsted inspection outcome and a progress update on it estates strategy proposals	Councillor Stogia	John Thornhill – LTE Group	See December 2017 minutes
Theme – Growing the Manchester Economy				
Item	Purpose	Lead Executive Member	Lead Officer	Comments
Markets strategy and marketing the City’s areas	To be captured in District Centres Sub Group	Councillor Leese / Councillor S Murphy	Eddie Smith	
The Impact of Procurement Policies on Small and Medium Businesses	To receive an update report at an appropriate time.	Councillor Flanagan	Ian Brown	See minutes October 2016 Invite Chair of RGSC

City Centre Business Engagement		Councillor Leese	Eddie Smith	
The Growth Company's business support activity in Manchester	To receive an future update on the development of the prosperity fund for post 2021 and the work the Council is undertaking to deliver a local Industrial Strategy	Councillor Leese	Eddie Smith	See November 2017 minutes
Theme - Miscellaneous				
Item	Purpose	Lead Executive Member	Lead Officer	Comments
Affordable Housing for Vulnerable Demographics	The Committee requested a future update on affordable housing for vulnerable demographic groups at an appropriate time.	Councillor Priest	Paul Beardmore Martin Oldfield	See minutes December 2016
Development of a Manchester City Council energy Company	To receive a report on whether the Council was considering a scheme to develop its own energy company	Councillor Leese	Eddie Smith	See November 2017 minutes
The Impact of Universal Credit in Manchester	To receive a report on the impact on Manchester's economy of the roll out of the Universal Credit full service in Manchester.	Councillor S Murphy	Angela Harrington Job Centre Plus	See July 2016 minutes

This page is left intentionally blank

Manchester City Council

Quarterly economy dashboard

Quarter 3 2017-18

Quarterly economy dashboard
Produced by PRI



Contents this quarter

[Key Manchester economic indicators](#)

[Economic development](#)

[Business Rates](#)

[Skills and jobs](#)

[Labour Insight job vacancy data](#)

[Vacancy trends Manchester and Greater Manchester \(GM\)](#)

[Housing](#)

[Property market data](#)

[Rental market data](#)

[Long term empty properties as a percentage of all properties city wide](#)

[Visitor economy](#)

[Hotel stock](#)

[Manchester Airport data](#)

[Business travel to and from Manchester airport](#)

Quarterly economy dashboard
Produced by PRI



Key Manchester economic indicators

	Key indicator	Context	Need to know more?
Economic activity and employment	<p>72% of Manchester adults are economically active¹</p> <p style="text-align: center;"><i>Employees 57%</i> <i>Self Employed 9%</i> <i>Unemployed 7%</i></p> <p>28% are economically inactive</p>	<p>Whilst Manchester has a higher proportion of adults who are economically inactive than the North West and Great Britain the long term trend is towards an increase in the proportion of adults who are economically active (2012 68.8%). Since 2013 the percentage of Manchester's working age population accessing out of work benefits has decreased from 16.4% to 12.5%².</p>	<ul style="list-style-type: none"> • <i>Benefits take-up data is available at https://www.nomisweb.co.uk/</i>
Employees	<p>In 2016 there were 375,000 employees working in Manchester, nearly 60,000 more than in 2010.</p> <p>262,000 are full time employees and 113,000 are part time employees</p>	<p>The number of jobs in the city has grown at a substantial rate, in part, relating to the significant volume of construction in the city centre evidenced through the Crane Survey, business rates growth and the high demand for office space. There has been an increase in the number of part time employees since 2010 both in real terms and as a component of the workforce, focus is required on ensuring the <i>quality</i> of jobs and access to fair pay and conditions.</p>	<ul style="list-style-type: none"> • Office space • Business rates • Crane survey
Gross Value Added	<p>The city of Manchester has the highest GVA³ per population of any of the Core Cities and has seen a year on year increase since 2011</p>	<p>Manchester performs particularly well when GVA per head of population is considered. In terms of unadjusted GVA, Manchester is third in the Core Cities group behind Birmingham and Leeds, reflecting the larger population of these local authority areas.</p>	

¹ **Economically active** refers to individuals over 16 years of age who are employed, self employed or unemployed. Individuals who are defined as economically inactive include the retired, those who are looking after a family and those unable to work through illness.

² **Source:** Office for National Statistics

³ **Gross value added** (GVA) is a measure of the value of goods and services produced in an area, industry or sector of an economy. The latest data is current to 2016.

Quarterly economy dashboard
Produced by PRI



<p>Living wage</p>	<p>For 2017 the proportion of Manchester residents earning less than the living wage was 27.2% (+/-2.4%), compared to 30.5% (+/- 2.7%) in 2016.</p>	<p>The proportion of the Manchester workforce earning less than the living wage was 15.2% (+/- 1.4%) in 2017 and 18% (+/- 1.6%) in 2016. Skill levels have significantly increased over the past 10 years at level 2 (5+A*-C GCSE) - 62.8% in 2006, 73.7% in 2016 - and level 4 (Degree) - 32.4% to 39.0%. However, more needs to be done to reduce the number of people with no qualifications.</p>	<ul style="list-style-type: none"> • Job vacancies data
<p>Visitor Numbers</p>	<p>Manchester attracted 1.9 million international visitors in 2016, third highest in the UK behind Edinburgh and London.</p>	<p>Visits to Manchester increased by 30 % between 2006 and 2016. Tourism brings £2.4 billion to the economy of the city of Manchester. The city has also seen an increase in the number of hotel rooms of almost 20% over the past 3 years with many more in the pipeline. Strengthening international connections to China and other countries has played a pivotal role in this growth.</p>	<ul style="list-style-type: none"> • International travel • Hotel accommodation trends

**Quarterly economy dashboard
Produced by PRI**



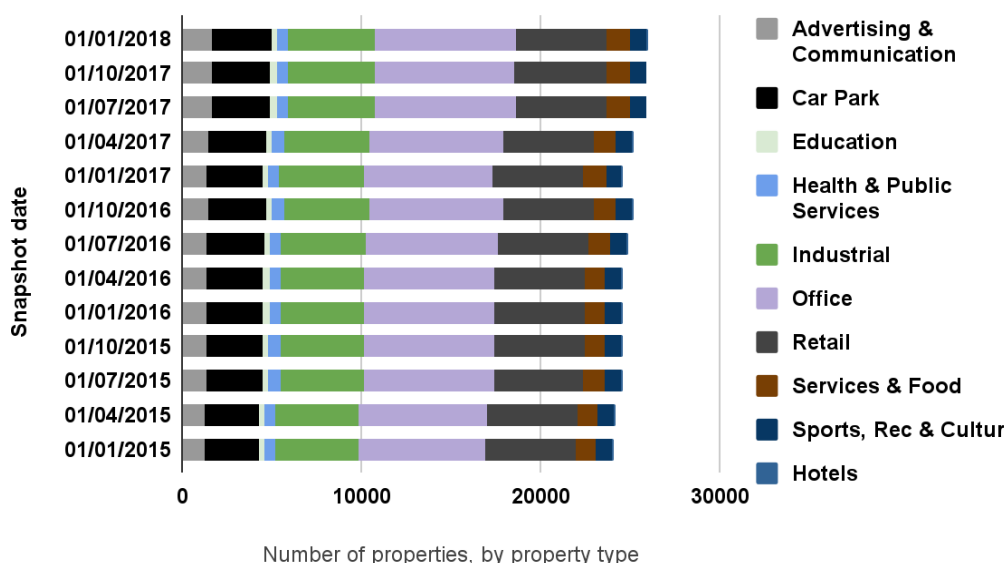
Economic development
As a thriving and sustainable city, we will support the growth of established and emerging business sectors

Business Rates

	Latest	Variation from preceding quarter			Variation from a year ago		
	Jan/18		Value	%		Value	%
Office	£106.86 m	Lower	-£5.62 m	-5.00%	Lower	-£0.28 m	-0.26%
Retail	£83.03 m	Lower	-£1.03 m	-1.22%	Higher	£1.96 m	2.41%
Health & Public Services	£41.15 m	Lower	-£1.24 m	-2.93%	Lower	-£1.22 m	-2.89%
Industrial	£33.73 m	Lower	-£1.17 m	-3.36%	Lower	-£1.31 m	-3.74%
Services & Food	£20.08 m	Lower	-£0.91 m	-4.33%	Higher	£1.85 m	10.12%
Sports, Rec & Culture	£25.16 m	Lower	-£2.96 m	-10.54%	Higher	£3.15 m	14.33%
Hotels	£16.92 m	Higher	£0.77 m	4.78%	Higher	£2.95 m	21.13%
Car Park	£13.36 m	Lower	-£0.352 m	-2.57%	Higher	£0.88 m	7.03%
Education	£6.67 m	Lower	-£1.97 m	-22.81%	Lower	-£0.64 m	-8.80%
Advertising & Communication	£4.27 m	Lower	-£0.01 m	-0.26%	Higher	£0.59 m	16.11%
Total	£351.25 m	Lower	-£14.50 m	-4.13%	Higher	£7.92 m	2.26%

We have added hotels as a new category given their contribution to the business rates received. These figures represent the financial amount billed by Manchester City Council, not the financial amount of business rates collected. The most recent business rates revaluation occurred on 1st April 2017.

Business rates: number of properties by business type, time series



The data shown in the table above shows the total net annual charges payable for all business rate accounts live as at a snapshot date. Net charge is the amount due after reliefs and discounts (for example, small business rate relief, charitable relief, empty property relief).

Quarterly economy dashboard
Produced by PRI

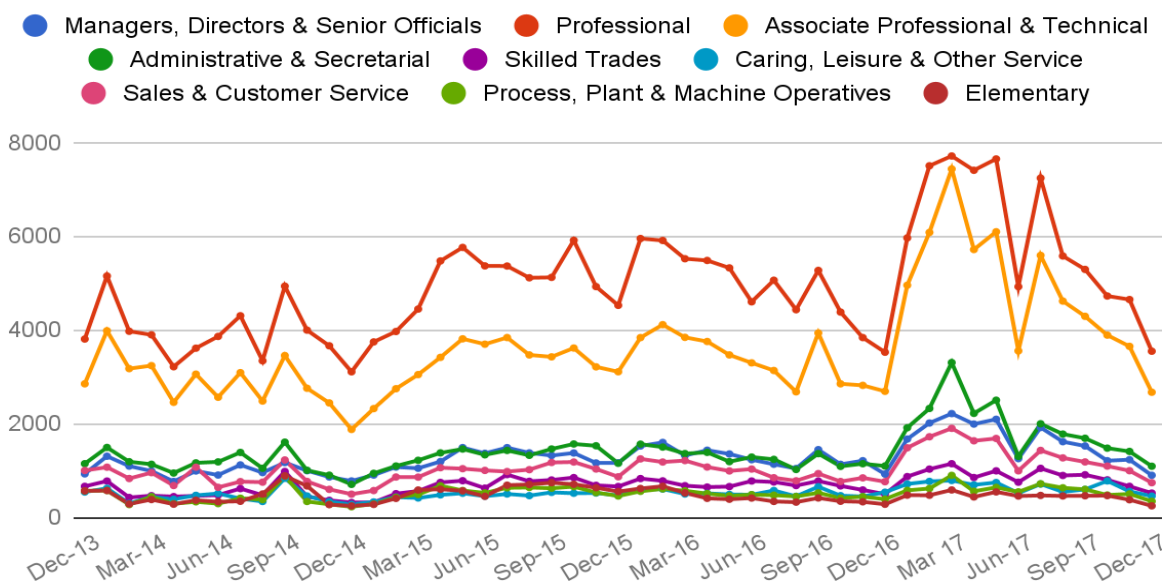


Skills and jobs

As a highly skilled city we will use our devolved powers to align the skills system with the needs of our economy now and in the future

Labour Insight job vacancy data

City of Manchester job vacancies by sector, time series



See the note below the following table for commentary on the spike in vacancies in 2017.

Vacancy trends Manchester and Greater Manchester (GM)		Latest	Variation from previous quarter		Variation from twelve months ago (October 2016)	
OCCUPATION GROUP	Area	-Dec-17	Value	%	Value	%
Managers, Directors & Senior Officials	Manchester	901	-625	-40.96%	-773	-46.18%
	GM (excluding MCC)	639	-178	-21.79%	24	3.90%
Professional	Manchester	4,726	-568	-10.73%	-1,239	-20.77%
	GM (excluding MCC)	2,445	-188	-7.14%	-299	-10.90%
Associate Professional & Technical	Manchester	3,892	-401	-9.34%	-1,064	-21.47%
	GM (excluding MCC)	1,967	-177	-8.26%	185	10.38%
Administrative & Secretarial	Manchester	1,480	-211	-12.48%	-435	-22.72%
	GM (excluding MCC)	1,065	-266	-19.98%	50	4.93%
Skilled Trades	Manchester	804	-108	-11.84%	-69	-7.90%
	GM (excluding MCC)	630	28	4.65%	63	11.11%
Caring, Leisure & Other Service	Manchester	781	182	30.38%	65	9.08%
	GM (excluding MCC)	1,004	-117	-10.44%	-197	-16.40%
Sales & Customer Service	Manchester	1,097	-89	-7.50%	-390	-26.23%

**Quarterly economy dashboard
Produced by PRI**



	GM (excluding MCC)	967	-24	-2.42%	113	13.23%
Process, Plant & Machine Operatives	Manchester	480	-121	-20.13%	-99	-17.10%
	GM (excluding MCC)	553	-95	-14.66%	50	9.94%
Elementary	Manchester	467	3	0.65%	-10	-2.10%
	GM (excluding MCC)	478	-60	-11.15%	19	4.14%
TOTAL	Manchester	14,939	-1,938	-10.89%	-4,014	-21.53%
	GM (excluding MCC)	9,748	-1,077	-10.13%	8	0.08%

Levels of vacancies reported by Labour Insight have decreased from the spike experienced earlier in 2017 which was attributable to changes in data collection techniques. The number of vacancies does still exceed that found twelve months earlier.

Housing

As a liveable and low carbon city: we will provide a diverse supply of good quality housing in clean, safe, more attractive and cohesive neighbourhoods across the city

Property market data

Property prices and sales during the quarter (derived from Land Registry data)						
		2017 Qtr2	Variation from last quarter		Variation from a year ago	
			Number	%	Number	%
Number of properties registered as sold	Manchester city centre	585	113	23.94%	-69	-10.55%
	Manchester excluding city centre	1,499	10	0.67%	-116	-7.18%
Mean Price	Manchester city centre	£195,289	-£19,671	-9.15%	£20,509	11.73%
	Manchester excluding city centre	£186,792	£12,009	6.87%	£9,216	5.19%

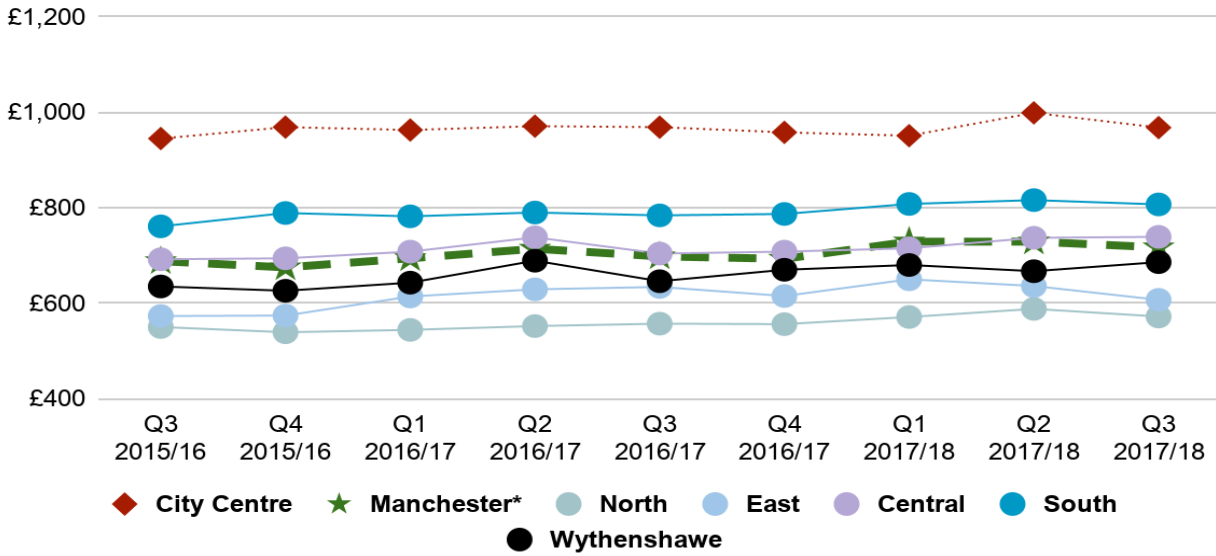
Data availability means that sales data is reported one quarter in arrears

Quarterly economy dashboard
Produced by PRI

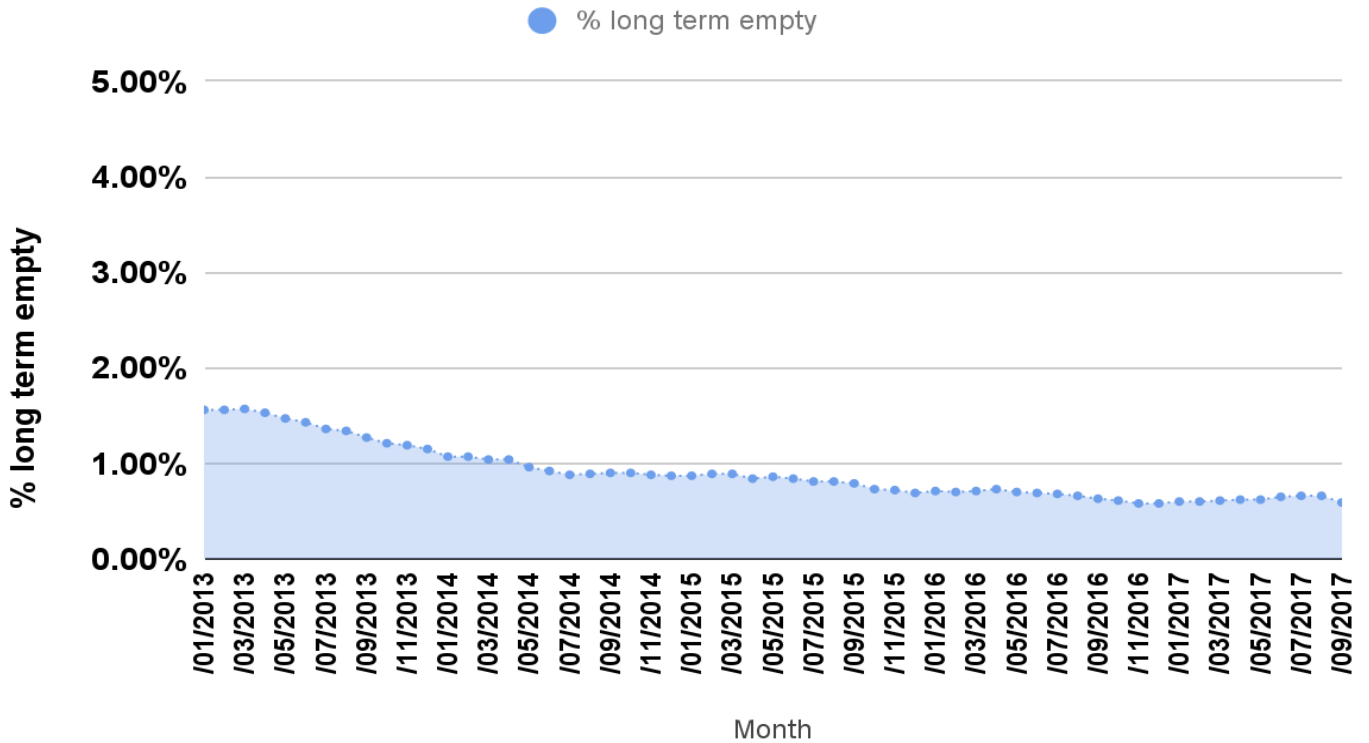


Rental market data

Average rental prices for 2 bedroom properties, by Manchester area, quarterly time series



Long term empty properties as a percentage of all properties city wide



Quarterly economy dashboard
Produced by PRI



Visitor economy

As a liveable and low carbon city: we will invest in cultural and sports facilities for the benefit of the city's residents and to improve the city's international attractiveness

Hotel stock

Hotel accommodation stock		<i>The December total is unchanged from the figure reported in the previous quarter</i>			
Number of rooms in Manchester city centre (snapshot at month end)	Dec/17	Quarterly change		Annual change	
		Number	%	Number	%
4 & 5 star hotels	4136	0	0.00%	6	0.15%
3 star and below hotels	4339	0	0.00%	480	12.44%
Self-catering and serviced apartments	901	0	0.00%	-38	-4.05%
Total rooms	9376	0	0.00%	448	2.85%

Manchester is England's most visited local authority for domestic staying visits (2.5m) - followed by Birmingham and the City of London (Great Britain Tourism Survey). Manchester also consistently receives the third most international visits to a UK destination (1.2m) behind only London and Edinburgh (International Passenger Survey, 2016) – an increase of 30% between 2006 and 2016.

Quarterly economy dashboard
Produced by PRI

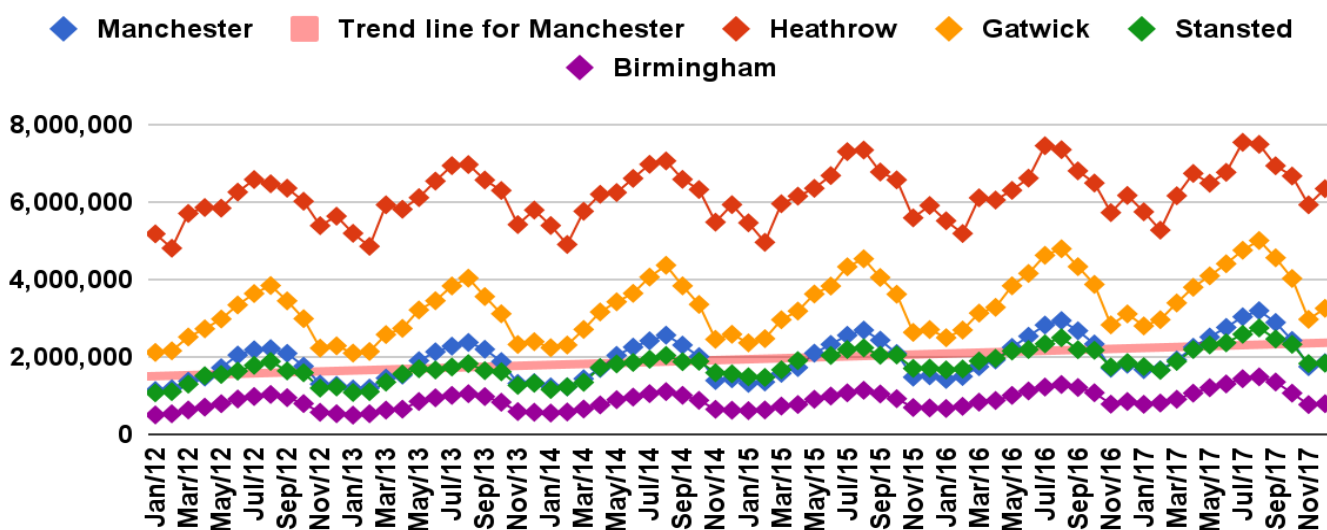


Visitor economy

As a Connected City we will capitalise on the increased capacity at the airport and the connectivity and logistics benefits of Airport City to boost the economy

Manchester Airport data

Major UK airports - passenger numbers by month 2012 to date



Passenger numbers - total for month/Date

	<i>Passenger numbers year to date as at</i>	<i>Annual change</i>		<i>Biennial change</i>	
	Dec/17	Actual	%	Actual	%
Manchester	1,851,540	41,366	2.29%	341,797	18.46%
Heathrow	6,338,026	172,373	2.80%	434,348	6.85%
Gatwick	3,252,185	143,958	4.63%	548,757	16.87%
Stansted	1,837,469	-15,252	-0.82%	128,608	7.00%
Birmingham	791,152	-56,378	-6.65%	107,927	13.64%

**Quarterly economy dashboard
Produced by PRI**

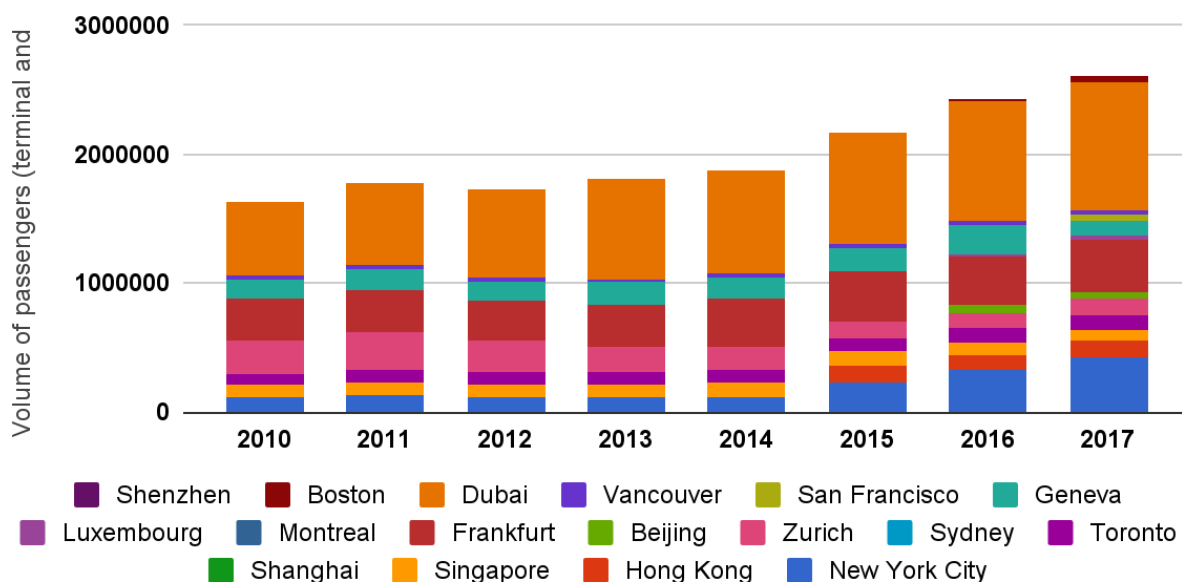


Business travel to and from Manchester airport

This section of the dashboard tracks the expansion of flights from Manchester to the major financial centres of the world. The ranking utilised for financial centres is taken from the [Global Financial Centres index](#) which measures the competitiveness of centres using a variety of indices. The ranking quoted below is from index 22 which was published in September 2017. London remains at position one in the index.

The chart below shows the month on month total number of passengers on flights to and from Manchester for the *current* top twenty financial centres from 2010 to 2017. There were no flights to Melbourne or Tokyo during the period so these airports do not appear in the chart legend.

Annual total volume of passengers flying to financial centres from Manchester



Ends